

My DDS Lab 2.0 –Viewing StudyModels

Viewing Study Models

(If you have not yet installed the OrthoViewer, please stop here and refer to “Installing Ortho Viewer” in the Study Models section of the MyDDSLab Help page.)

- 1. Begin by logging into www.myddslab.com



Figure 1

- 2. Once you are logged in, select “StudyModels” from the horizontal navigation bar

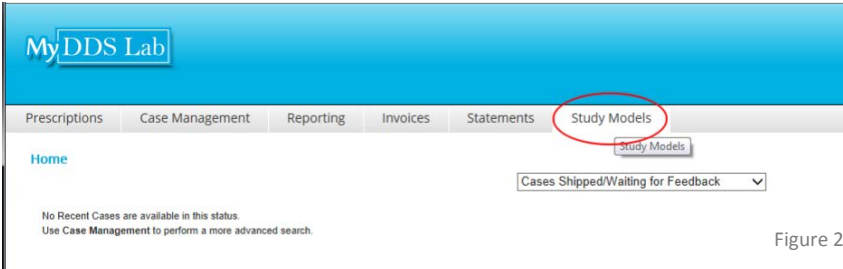


Figure 2

- 3. Once there, you will be presented with search criteria and a list of any existing study models. The Search options consist of Account, Practice, Doctor, Patient First and Last Name, CaseID, and Start and End Date. Below the search options you will see a list of existing digital study models. Each row contains information relating to the digital study model. The column on the far right contains a button labeled “Download Study Model File”. (See Figure 3 below.)

My Study Models

Account: Amy Ceresa Practice: DDSLab IT Doctor: Information Tech, DDS
 Patient First Name: Start Date: 11/1/2013 Patient Last Name: End Date: 1/31/2014 CaseID:

← Search Options

Search Models

CaseID	Practice	Doctor	Patient First	Patient Last	ModelName	
50010668	DDSLab IT	Information Tech,DDS	Tester	Test	50016606testcase.pdf	Download Study Model File
50010668	DDSLab IT	Information Tech,DDS	Tester	Test	mandibulary_50016606export.stl	Download Study Model File
50010668	DDSLab IT	Information Tech,DDS	Tester	Test	maxillary_50016606export.stl	Download Study Model File

← Study Model Files

Viewing Your Model File

Selecting the "Download 3D Viewer" button below will begin downloading a 3D viewer that will allow you to view your model files. (3.23MB)

[Download 3D Viewer](#)




Figure 3

- To view a digital file, click on the desired download button. In Internet Explorer, you will be prompted to save the file. Click "Save", then "Save As" and select a destination on your computer for your digital file. (See Figure 4.)

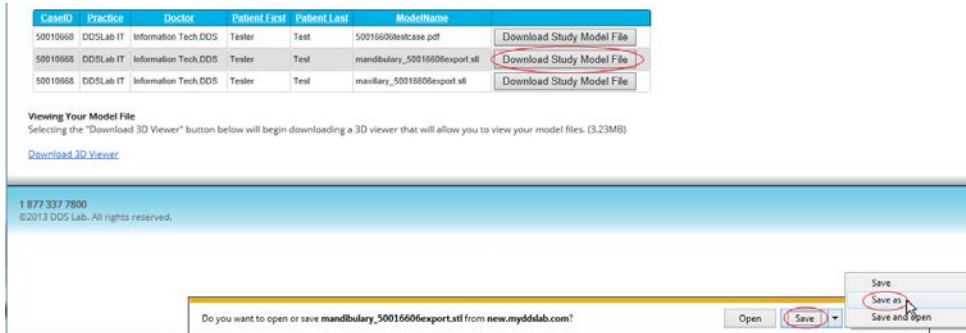


Figure 4

- Go to the file you just saved on your computer and double click the file to open it in the OrthoViewer. If the file you saved was a pdf file, then you will need Adobe Reader to open it. You can attain a free version of Adobe Reader at the following address.
<http://get.adobe.com/reader/>